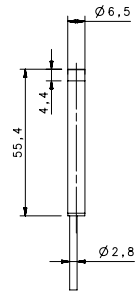
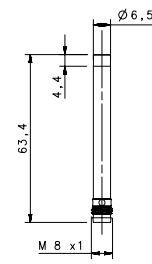
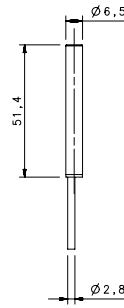
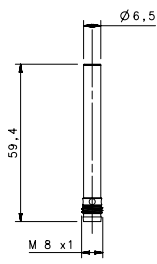


BASIC



BASIC M6.5



STANDARD

				- FLUSH	NON FLUSH		
				M8 conn	cable	M8 conn	cable
NOMINAL SWITCHING DISTANCE				1,5 mm	1,5 mm	2 mm	2 mm
10-30 Vdc	PNP/NPN NO-NC	4 wires	order No.	---	---	---	---
10-30 Vdc	PNP NO	3 wires	order No.	IS-65-A1-S1 95B066050	IS-65-A1-03 95B064730	IS-65-C1-S1 95B066210	IS-65-C1-03 95B064890
10-30 Vdc	PNP NC	3 wires	order No.	IS-65-A2-S1 95B066090	IS-65-A2-03 95B064770	IS-65-C2-S1 95B066250	IS-65-C2-03 95B066300
10-30 Vdc	NPN NO	3 wires	order No.	IS-65-A3-S1 95B064970	IS-65-A3-03 95B064650	IS-65-C3-S1 95B066130	IS-65-C3-03 95B064810
10-30 Vdc	NPN NC	3 wires	order No.	IS-65-A4-S1 95B066010	IS-65-A4-03 95B064690	IS-65-C4-S1 95B066170	IS-65-C4-03 95B064850
10-30 Vdc	PNP NO-NC	4 wires	order No.	---	---	---	---
10-30 Vdc	NPN NO-NC	4 wires	order No.	---	---	---	---
10-30 Vdc	NO-NC	2 wires	order No.	---	---	---	---
20-250 Vac/Vdc	NO	2 wires	order No.	---	---	---	---
20-250 Vac/Vdc	NC	2 wires	order No.	---	---	---	---
20-250 Vac	NO	2/3wires	order No.	---	---	---	---
10-30 Vdc	Analog 0-20 mA	3 wires	order No.	---	---	---	---
NAMUR amplifier	NAMUR	2 wires	order No.	---	---	---	---

Nominal Voltage	10-30 Vdc (-15/10%)	10-30 Vdc (-15/10%)	10-30 Vdc (-15/10%)	10-30 Vdc (-15/10%)
Residual Ripple	< 10%	< 10%	< 10%	< 10%
Hysteresis	< 10%	< 10%	< 10%	< 10%
Max. Output Current	200 mA	200 mA	200 mA	200 mA
Min. Output Current	---	---	---	---
Residual Current	< 1,6 mA	< 1,6 mA	< 1,6 mA	< 1,6 mA
Voltage Drop	< 1,2 V (I=100 mA)	< 1,2 V (I=100 mA)	< 1,2 V (I=100 mA)	< 1,2 V (I=100 mA)
Operation Led	Yellow	Yellow	Yellow	Yellow
Switching Frequency	1000 Hz	1000 Hz	1000 Hz	1000 Hz
Start Up Delay	< 50 ms	< 50 ms	< 50 ms	< 50 ms
Repeatability	< 3%	< 3%	< 3%	< 3%
Short Circuit Protection	Present (self-resetting)	Present (self-resetting)	Present (self-resetting)	Present (self-resetting)
Electric Protection	Against polarity reversal inductive loads	Against polarity reversal inductive loads	Against polarity reversal inductive loads	Against polarity reversal inductive loads
Temperature Limit	(-25 ... +70 °C)	(-25 ... +70 °C)	(-25 ... +70 °C)	(-25 ... +70 °C)
Protection Degree	IP67	IP67	IP67	IP67
Cable Length	---	2 m	---	2 m
Cable Section	---	3x 0,14 mm ²	---	3x 0,14 mm ²
Housing Material	Nickel-plated brass	Nickel-plated brass	Nickel-plated brass	Nickel-plated brass
Active Face	LCP	LCP	LCP	LCP
Tightening torque	---	---	---	---
Weight - Cable Output	---	80 g	---	80 g
Weight - Connector Output	40 g	---	40 g	---



Rev. 13, 12/2020

Product and Company names and logos referenced may be either trademarks or registered trademarks of their respective companies. We reserve the right to make modifications and improvements.

www.datalogic.com